

Supplementary
Owner's Handbook



The Ultimate
Driving Machine



ONLINE ENTERTAINMENT.
SUPPLEMENTARY OWNER'S HANDBOOK.

Online Entertainment

Supplementary Owner's Handbook

Congratulations on your choice of a BMW.

The better you are acquainted with your car, the easier you will find it is to handle. We would therefore like to offer you the following advice:

Please read the Owner's Handbook before setting out in your new BMW. Also use the integrated Owner's Handbook in your vehicle. It contains important notes on how to operate the car, enabling you to derive maximum benefit from the technical advantages of your BMW. It also contains useful information which will help you to uphold both your BMW's operating safety and its full resale value.

This Supplementary Owner's Handbook contains information on Online Entertainment.

We wish you a safe and enjoyable journey,

BMW AG

Contents

- 4 General
- 4 Notes
- 4 Requirements
- 4 Principle
- 4 Calling up the online music service
- 5 Music search
- 6 Playback
- 6 Playlists
- 6 Connected Music
- 6 Channels
- 6 System information
- 7 Logging off
- 7 What to do if...

Online Entertainment

General

This Owner's Handbook describes all the online music services and all national versions of Online Entertainment. The Owner's Handbook therefore also describes and shows functions that might not be in your vehicle, e.g. due to the selected online music service or the national version.

Notes

- ▷ Music stored in the vehicle cannot be transferred to another data storage medium.
- ▷ When the vehicle memory is full, tracks that are stored in the vehicle but have not been played for some time are automatically deleted from the vehicle memory.
- ▷ If the online music service is accessed using a computer or a mobile user device, playlists can be created and edited in the online music service. These playlists can be played in the vehicle.
- ▷ In countries where no roaming is supported, no new content can be downloaded.
- ▷ The preliminary licence for the online music service and data flat rate have a limited validity period.
- ▷ Online content can only be accessed with an established online connection.
- ▷ If Online Entertainment is used offline, the login is only valid for 30 days.

Requirements

- ▷ ConnectedDrive.
- ▷ Registration with preliminary licence account.

- ▷ Mobile communications network available for online functions.

Principle

An online music service can be accessed via Online Entertainment in iDrive.

In the online music service, tracks can be searched for and downloaded. Music data can be stored in the vehicle and played back. Tracks can also be played back when no online connection has been established.

Calling up the online music service



WARNING

Operating integrated information systems and communication devices while driving can distract your attention from the traffic situation. This may cause you to lose control of the vehicle. There is a risk of accident.

Only operate the systems or devices when the traffic situation is such that you can do so safely. If necessary, pull over and operate the systems or devices with the vehicle at a standstill. ◀

Logging on

The first time you log on, the preliminary licence account has to be registered.

1. "Multimedia"
2. "Online Entertainment"

There are a number of possibilities to log on:

- ▷ Register preliminary licence account.
- ▷ Log in with existing account.

Register preliminary licence account

To register, use a preferred valid and accessible e-mail address.

The e-mail address entered is used as a voucher.

With the registration, Online Entertainment is enabled and a user account is set up at the online music service.

On registration, an existing account can be specified.

The preliminary licence account is part of Online Entertainment and is valid from the registration date onwards for a certain period of time.

It includes a contract with the online music service and a data flat rate valid for selected countries.

If an existing account is specified on registration, payments to the online music service are suspended for the duration of the preliminary licence.

1. "Multimedia"
2. "Online Entertainment"
3. Selecting a provider.
4. Register with valid e-mail address and password.
5. "Log in automatically"
6. Read and accept the terms of use.
7. "Register"

Logging on with an existing account

1. "Multimedia"
2. "Online Entertainment"
3. Selecting a provider.
4. Log on with valid e-mail address and password.
5. "Log in automatically"
6. "Login"

Music search

Searches can be run in the categories 'Album', 'Track' and 'Artist'.

The search takes place across all categories.

The sorting sequence is set by the online music service.

1. "Multimedia"
2. "Online Entertainment"
3. "Music search"
4. Enter search term.
5. Select a category.
6. Select an entry.
7. Select track.

Various possibilities are available:

- ▷ "Online catalogue"
- ▷ "Already played music"


Save favourites

Tracks can be saved as favourites.


If there is no online connection, favourites are cached in the vehicle until an online connection has been established.

Storing a track as a favourite

A track must be played currently for it to be stored as a favourite.

1. "Multimedia"
2. "Online Entertainment"
3.  "Connected Music"
4. "Add track to favourites"

Deleting a track from favourites






1. "Multimedia"
2. "Online Entertainment"
3.  "Connected Music"
4. "Delete from favourites"

Playback

Played tracks are automatically stored in the vehicle and are also available without an established online connection.


Symbols

Symbols in Online Entertainment provide information on the content or display the system status:

Symbol	Meaning
	Available download.
	Content not suitable for juveniles.
	Downloading track.
	Online function not available.
	Potential download abort.

Playing current playback

List of the tracks that can currently be played. For example, the list of tracks that were found in the music search or a playlist.

1. "Multimedia"
2. "Online Entertainment"
3.  "Currently playing"
4. If applicable, select the desired track.

Playlists


Personal playlists can be created on the computer and via the online music service app.

Information on the content of the playlists is automatically synchronised when the vehicle is started with an established online connection.

Playlists can be played in the vehicle.

Playing playlists

1. "Multimedia"
2. "Online Entertainment"

3.  "Playlists"
4. Select desired playlist.

Connected Music

Other playlists for the artist, album, track or similar music can be played.


Show playlists

1. "Multimedia"
2. "Online Entertainment"
3. "Add track to favourites"
4. "Album for track"
5. "All albums by this artist"
6. "Play similar music" or "Top tracks for this genre"

Channels

Channels are playlists compiled by the online music service.


Selecting a channel

1. "Multimedia"
2. "Online Entertainment"
3.  "Channels"
4. Select the desired channel.

System information

Additional information is displayed.

Account information


1. "Multimedia"
2. "Online Entertainment"
3.  "Options"
4. Account information

Account information

"Provider:"	Information on the online music service.
"Account:"	Information on the account with the online music service.
"Contract until:"	Information on the validity period of the contract with the online music service.
"Data flat rate:"	Information on the data flat rate.
"Flatrate expires:"	Information on the expiration date of the data flat rate.
"Terms of Service"	Terms of use of the online music service.


Copyright information

Information on the copyright of the currently played track is displayed.

1. "Multimedia"
2. "Online Entertainment"
3.  "Options"
4. "Copyright:"


Customer information

Contact data of the online music service are stored.

1. "Multimedia"
2. "Online Entertainment"
3.  "Options"
4. "Customer information"

Logging off

1. "Multimedia"
2. "Online Entertainment"

3.  "Options"
4. "Logout"
5. Confirm.

What to do if...

Registration not successful?

- ▷ Entering the password watch upper and lower case.

No voucher for registration?

- ▷ Use preferred valid e-mail address for which access exists.
The e-mail address entered is used as a voucher.

Password forgotten?

- ▷ Enter e-mail address and request information from the online music service.

Repeated and unexpected automatic logging out of the online music service.

- ▷ Are a number of persons using the account simultaneously? The account cannot be used by a number of persons simultaneously.
- ▷ Is the online music service being used simultaneously by the vehicle and a mobile phone or computer? Simultaneous use on several devices is not possible for reasons related to licensing on the part of the online music service.
- ▷ Is the account being used by a number of persons or devices simultaneously? If not, change the password on the computer and subsequently log in again in the vehicle.

New tracks cannot be downloaded?

- ▷ Tracks can only be downloaded within the Online Entertainment markets.

Album cover is not displayed?

- ▷ Delete track and download again.

Playlists are not displayed or are incomplete?

- ▷ A maximum of 30 playlists are available in the vehicle.

- ▷ A maximum of 300 entries are available in one playlist in the vehicle.

No music is played when Online Entertainment is started?

- ▷ Tracks that are not fully loaded when the vehicle is switched off are deleted.
If no other tracks are available, no music is played.

Not all available tracks are played simultaneously with the local search?

- ▷ The system supports a maximum of 1000 tracks for simultaneous playback.

Another track is played when Online Entertainment is started?

- ▷ Tracks that are not fully loaded when the vehicle is switched off are deleted.
If other tracks are available, the next available track is played.

Downloaded tracks cannot be played?

- ▷ A data error occurred during the download.
Delete track and download again.

Already downloaded tracks are displayed as available online?

- ▷ If tracks are not fully loaded and a new track is selected, the download is not complete.
The track is not fully available in the vehicle and is displayed as available online.

Online search is greyed out?

- ▷ The vehicle is offline or in roaming.

Silence for a few seconds?

- ▷ If the download conditions are poor, temporary silence can occur if tracks are not yet fully loaded.
The system may automatically skip to the next track.

Currently played album is not displayed in the following list?: "All albums by this artist"

- ▷ Tracks from compilations do not belong to the albums of an artist.